

The 2011 Eruption of T Pyx

A. Ederoclite
CEFCFA



- ▶ A. Altamore (UniRoma3)
- ▶ A. Cassatella (UniRoma3)
- ▶ M. Della Valle (OAC)
- ▶ R. Gilmozzi (ESO)
- ▶ L. Izzo (UniRoma1)
- ▶ E. Mason (STScI)
- ▶ F. Patat (ESO)
- ▶ L. Schmidtobreick (ESO)
- ▶ P. Selvelli (OATs)
- ▶ C. Tappert (UV)
- ▶ S. Thater (Univ. Potsdam)
- ▶ B. Williams (STScI)



T Pyx: a bit of history

(Uthas et al. 2010)

$P_{orb} \sim 1.83\text{hours}$

(Uthas et al. 2010)

$P_{orb} \sim 1.83\text{hours}$

$M_{WD} \sim 0.7 \pm 0.2 M_{\odot}$



(Uthas et al. 2010)

$P_{orb} \sim 1.83\text{hours}$

$t_2 \sim 62\text{ days}$

$M_{WD} \sim 0.7 \pm 0.2 M_{\odot}$



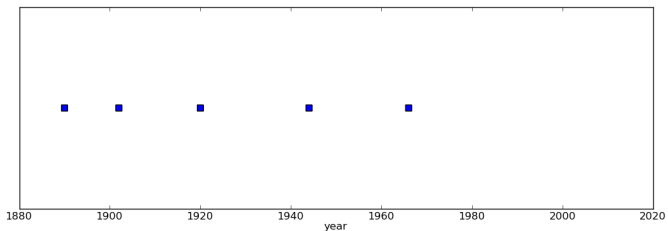
(Uthas et al. 2010)

$P_{orb} \sim 1.83\text{hours}$

$M_{WD} \sim 0.7 \pm 0.2M_{\odot}$

$t_2 \sim 62\text{ days}$

Previous explosions: 1890, 1902, 1920, 1944, 1966.





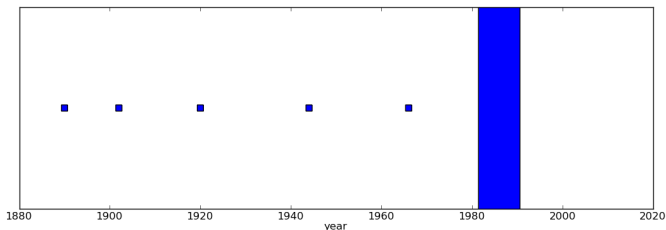
(Uthas et al. 2010)

$P_{orb} \sim 1.83$ hours

$M_{WD} \sim 0.7 \pm 0.2 M_{\odot}$

$t_2 \sim 62$ days

Previous explosions: 1890, 1902, 1920, 1944, 1966.





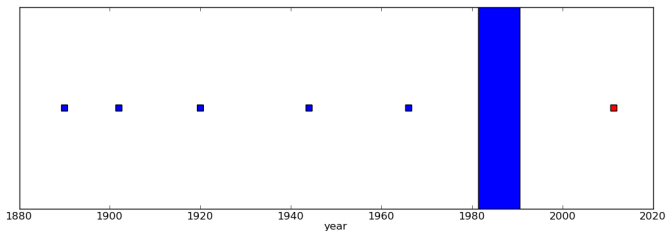
(Uthas et al. 2010)

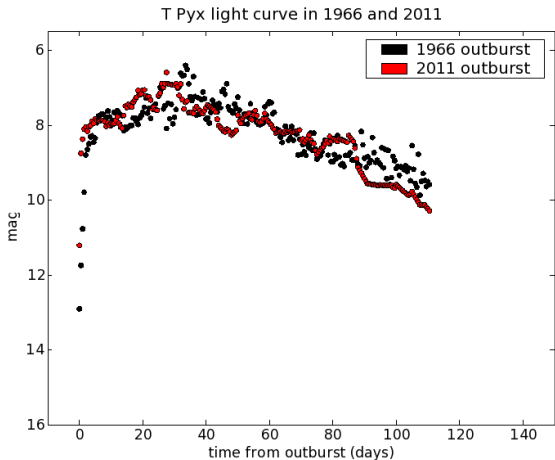
$P_{orb} \sim 1.83$ hours

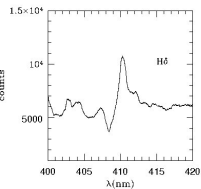
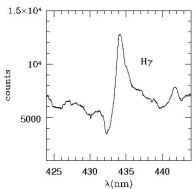
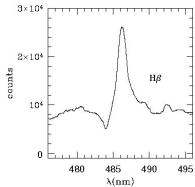
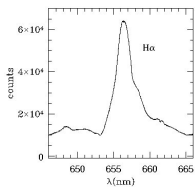
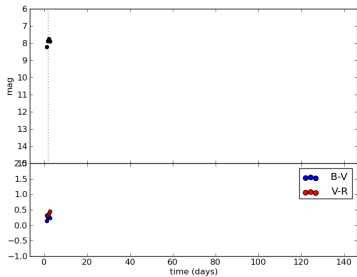
$M_{WD} \sim 0.7 \pm 0.2 M_{\odot}$

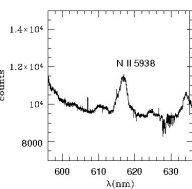
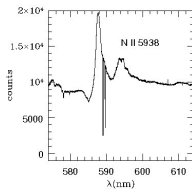
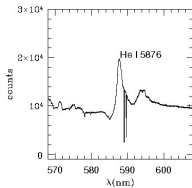
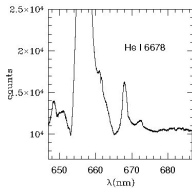
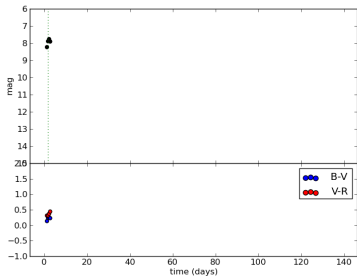
$t_2 \sim 62$ days

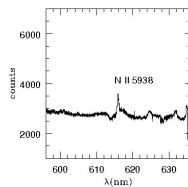
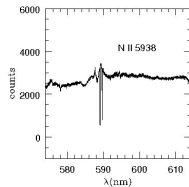
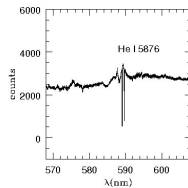
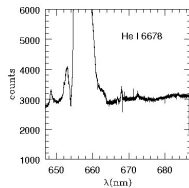
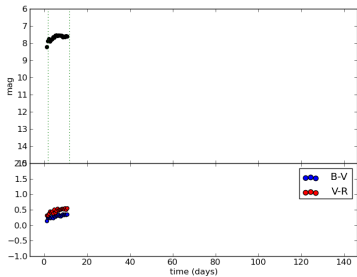
Previous explosions: 1890, 1902, 1920, 1944, 1966.

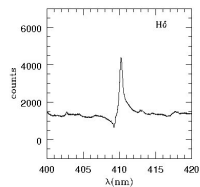
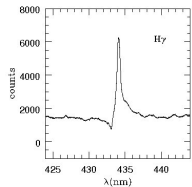
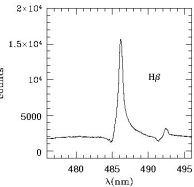
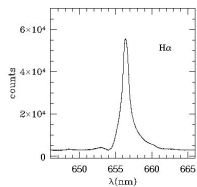
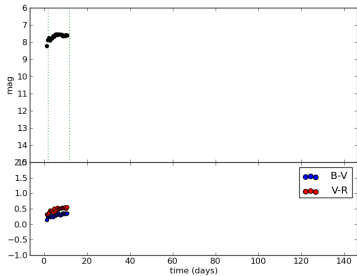


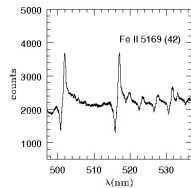
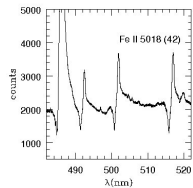
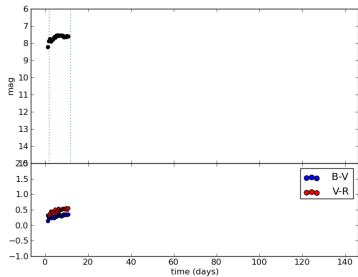


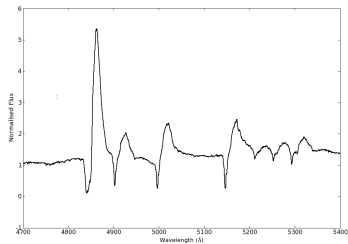
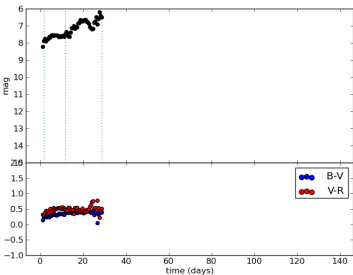




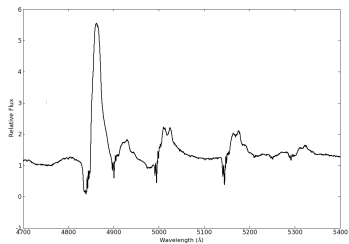
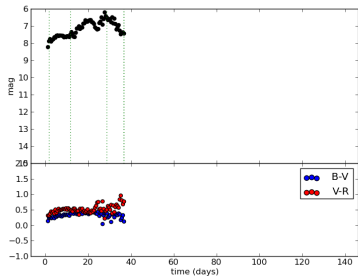


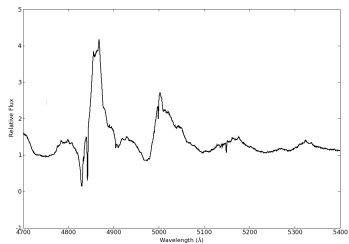
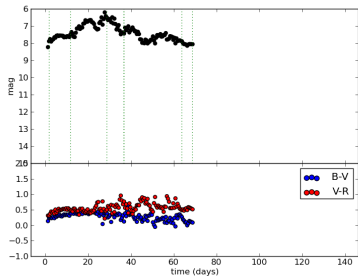


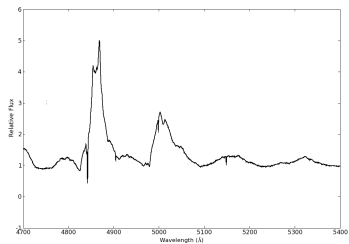
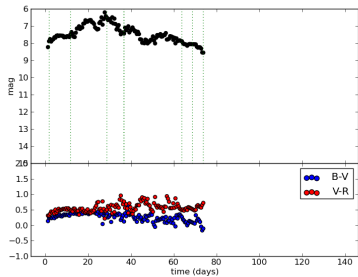


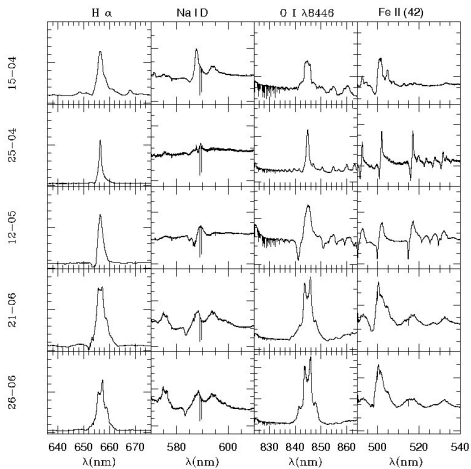


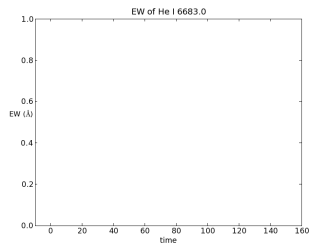
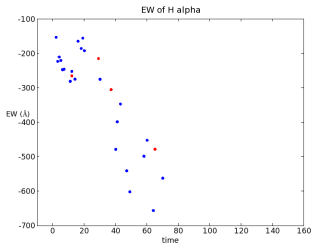
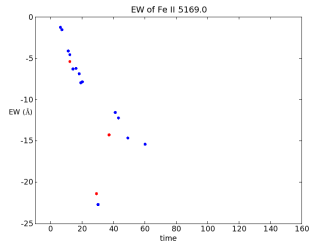
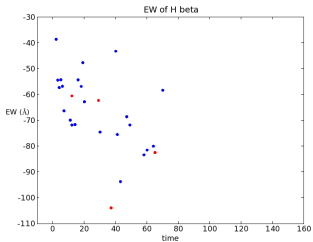
Maximum brightness. Bipolar expansion (Chesneau et al. 2011).











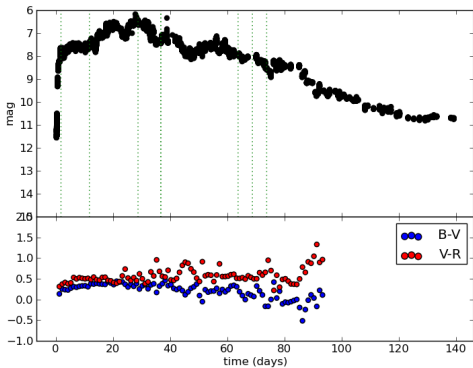
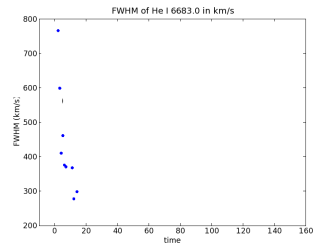
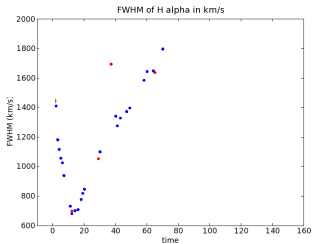
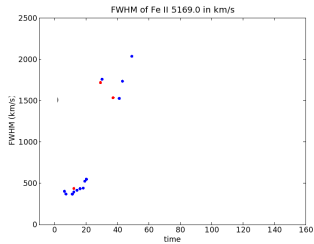
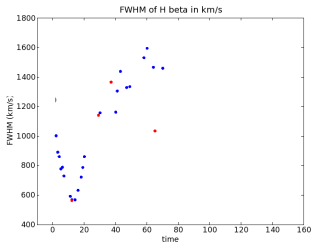


Figure: The AAVSO light curve.





T Pyx 2011: Summary



The slow behaviour of T Pyx has allowed a detailed study of the properties of a nova eruption.



The slow behaviour of T Pyx has allowed a detailed study of the properties of a nova eruption.

T Pyx is a “super-hybrid” nova (“He/N” \Rightarrow “Fe II” \Rightarrow “He/N”).



The slow behaviour of T Pyx has allowed a detailed study of the properties of a nova eruption.

T Pyx is a “super-hybrid” nova (“He/N” \Rightarrow “Fe II” \Rightarrow “He/N”).

Physics behind the evolution still uncertain. (at least, unclear to me)



The slow behaviour of T Pyx has allowed a detailed study of the properties of a nova eruption.

T Pyx is a “super-hybrid” nova (“He/N” \Rightarrow “Fe II” \Rightarrow “He/N”).

Physics behind the evolution still uncertain. (at least, unclear to me)

The mystery of the “recurrence time” not being a clock on its way to solution (?) ...

...do we know the whole story on the binary (i.e. mass of the components)?



The slow behaviour of T Pyx has allowed a detailed study of the properties of a nova eruption.

T Pyx is a “super-hybrid” nova (“He/N” \Rightarrow “Fe II” \Rightarrow “He/N”).

Physics behind the evolution still uncertain. (at least, unclear to me)

The mystery of the “recurrence time” not being a clock on its way to solution (?) ...

...do we know the whole story on the binary (i.e. mass of the components)?

Let's have some more T Pyx with Farung!